

MB-2450-02-01

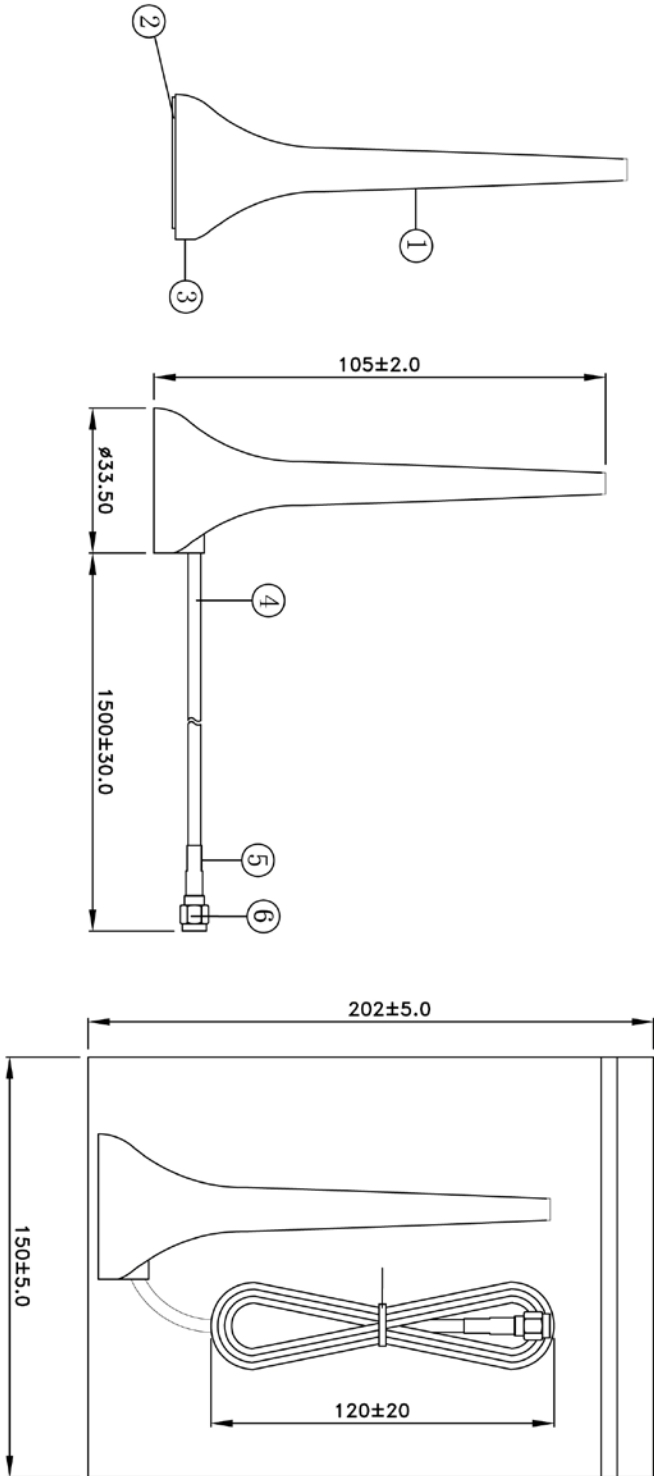
2.4-2.5GHz 2dBi with magnetic base Antenna



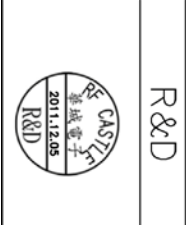
Specification:

Technical Information	
Item No.	MB-2450-02-01
Frequency	2400-2500MHz
Gain	2 dBi
Polarization	Vertical
VSWR	$\leq 2.0:1$
Impedance	50 Ω
Dimensions	
Size	H 105 mm
Cable length	RG174 ,L=1.5M
Weight	44 g
Connector	RP SMA Type Male

REV	DESCRIPTION	DRAWN	DATE



NO	Description	Qty	Material	Finish
6	RP SMA MALE	1	BRASS	GOLD
5	Heat Shrink Tubing	1	PVC	BLACK
4	CABLE	1	RG174	BLACK
3	BODY2	1	ABS	BLACK
2	FOAM	1	EVA	GOLD
1	BODY	1	TPE	BLACK



* MAJOR DIMENSION
UNLESS OTHERWISE
NOTED TOLERANCES
0.X=±0.1
0.XX=±0.05

SCALE	1/1	UNIT	MM
APPROVED	CASH	CHECKED	LYDIA
DRAWN	KEVIN	DRAWN DATE	12/05/11

RF Castle 華城電子有限公司
RF CASTLE ELECTRONICS CO., LTD

TITLE 2.4-2.5GHz 2dBi with magnetic base Antenna
DRAWING NO. MB-2450-02

REV	A

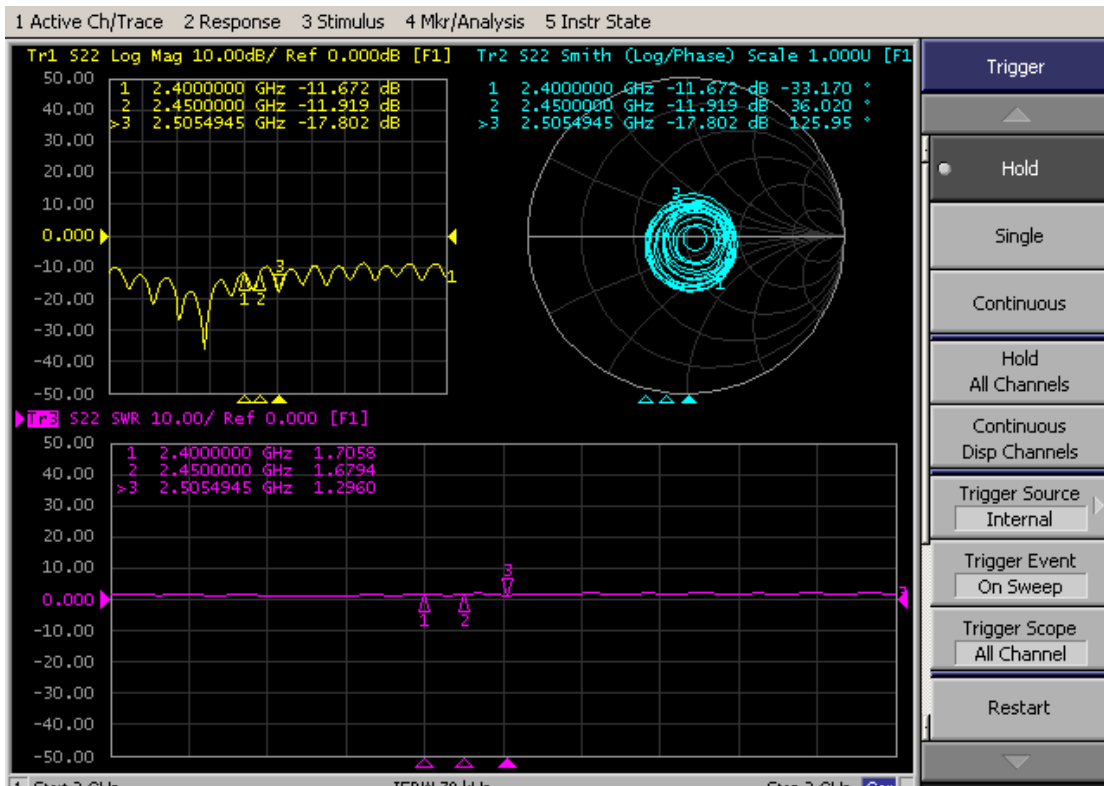
1. Reliability Testing

Test Item	Procedure	Requirement
1. Visual inspection and Dimension Check	Applicable methods using x5 magnification	follow specification
2. Rapid Changing of Temperature	-40°C (30minutes) to 90°C (30minutes); 24 cycles	After 2 hours recovery: 1. no visible damage 2. Freq. Tol.: < ±5%
3. Damp Heat	24 hours at 60°C; 90 ~ 95% RH	After 2 hours recovery: 1. no visible damage 2. Freq. Tol. : < ±5%
4. Endurance	24 hours at 90°C	After 2 hours recovery: 1. no visible damage 2. Freq Tol.: < ±5%

2.Specification

A. Electrical Characteristics	
S.W.R.	2400-2500MHz: <= 2.0
Antenna Gain	2.0 dBi
Impedance	50 Ohm
B. Material	
Material of Radiator	Cu (Plated)
Connector Type	SMA
C. Environmental	
Operation Temperature	- 30 °C ~ + 85 °C
Storage Temperature	-30 °C ~+ 85 °C

3.S Parameter Test data



4. Antenna Radiation Pattern

Testing Equipment Specification:

Antenna Anechoic Chamber Dimension: 8 x 4 x 4 m

Quiet Zone: 600mm @1 GHz

Isolation: >100dB @ 1 MHz ~ 10 GHz

Testing Equipment: Agilent 5071B

Received Antenna: 0.7 ~ 6.0 GHz for Gain Calibration

Double Ridged Horn Antenna

